

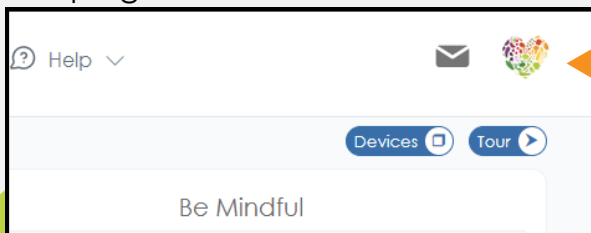
# DOWNLOAD THE APP FOR THE KAPNICK STRIVE WELLNESS PORTAL

## STEP 1: REGISTER YOUR KAPNICK STRIVE ACCOUNT

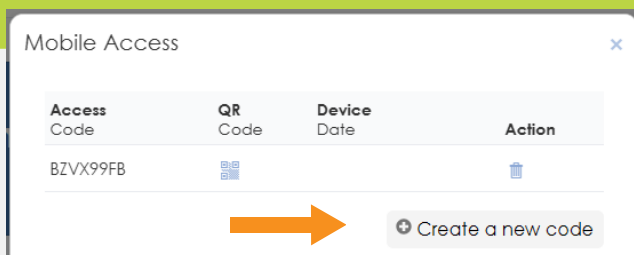
1. Go to the Kapnick Strive Portal at ([www.Kapnickstrive.com/Henniges](http://www.Kapnickstrive.com/Henniges))
2. Click 'Register' and fill in the prompts

## STEP 2: FROM A WEB BROWSER

1. Go to the Kapnick Strive Wellness Portal ([www.kapnickstrive.com/Henniges](http://www.kapnickstrive.com/Henniges)) and Login
2. Click on **Your Profile Image** in the top right corner.

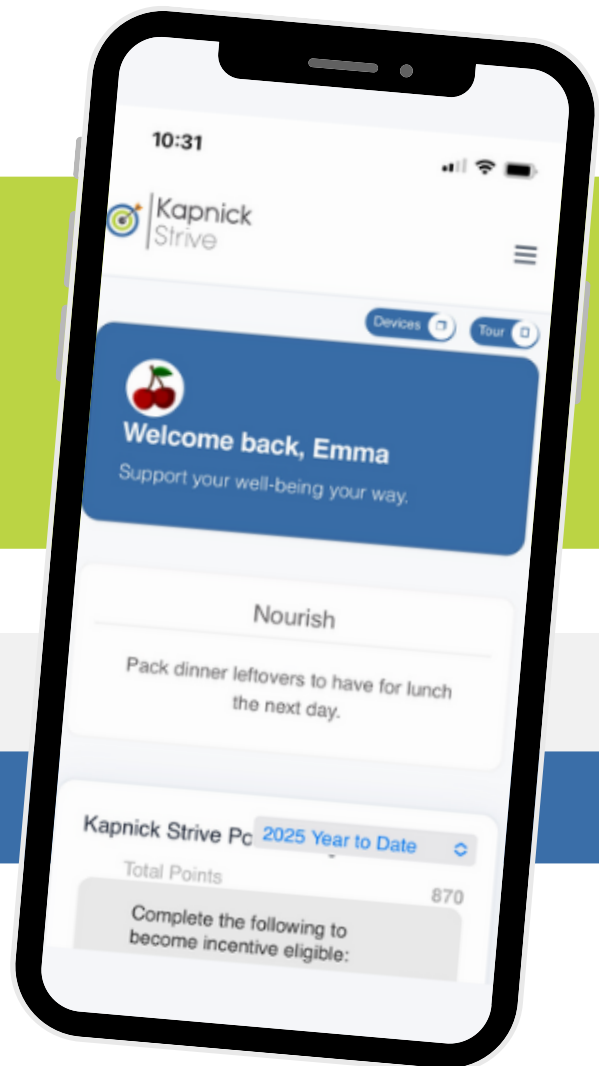


3. Select '**Mobile Access**'.
4. Click '**Create a new code**' to generate your access code.



## STEP 3: FROM YOUR SMARTPHONE

1. Download and install the **MyWellApp** from the [Apple Store](#) or [Google Play](#).
2. Open the MyWell App on your phone.
3. Enter the **Access Code** generated in the previous step.
4. You're connected!



HAVE QUESTIONS OR NEED ASSISTANCE?

Contact Us!

Email

[strive@kapnick.com](mailto:strive@kapnick.com)

Phone

877-233-2296



Kapnick  
Strive